NANO MEHR. CO

No 102, Second Floors, Shokrollah Alley, North Kargar

Tel : 021 - 88339891-2

Diana Clinical Laboratory

DOWN'S SYNDROME, TRISOMY 18 AND TRISOMY 13 SCREENING

Report dated 27 Apr 16

Surname :	**DOUBLE**
Forename(s) :	**Test**
ID code :	1-98
Date of birth :	12/12/90
LMP :	Not reported
EDD :	11/10/16
Date of sample :	01/04/16
Doctor :	Dr. Rahimi

CLINICAL DETAILS AND TEST RESULTS

Previous NTD :	None	
Previous Down's :	None	
Prev. Pre-eclampsia :	No	
Insulin dependent diabetes :	None	
Maternal age at EDD :	25 years	
Scan measurement (CRL) :	59 mm on 01/04/16	
Gestation at date of sample :	12 weeks 3 days (by CRL scan)	
Weight :	68 kg	
Nuchal measurement :	1.3 mm	1.00 MoM
PAPP-A level :	4523 miu/L	1.57 MoM
Freeß-hCG (1T) level :	10 ng/mL	0.23 MoM
Fetal nasal bone :	Present	

INTERPRETATION

Screening result :	**Screen negative**
Risk of Down's :	Less than 1 in 20,000 (at term)
Risk of trisomy 18 :	Less than 1 in 20,000 (at term)
Risk of trisomy 13 :	1 in 19,000 (at term)

Comment : Down's risk due to maternal age alone is 1 in 1,300
Comment : This test does not screen for neural tube defects

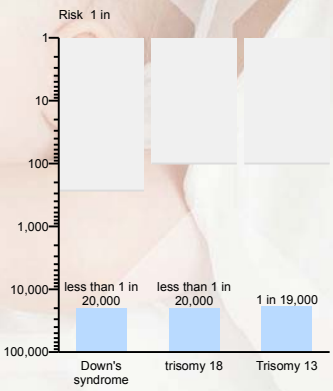

A screen negative result does not exclude the possibility of Down's syndrome, trisomy 18 or trisomy 13 because screening does not detect all affected pregnancies

This is an Alpha report

NANO MEHR. CO

No 102, Second Floors, Shokrollah Alley, North Kargar

Tel : 021 - 88339891-2

Diana Clinical Laboratory

DOWN'S SYNDROME, NEURAL TUBE DEFECT, PRE-ECLAMPSIA AND TRISOMY 18 SCREENING

Report dated 27 Apr 16

Surname :	**QUAD**
Forename(s) :	**Test**
ID code :	1-99
Date of birth :	01/01/92
LMP :	Not reported
EDD :	09/10/16
Date of sample :	27/04/16
Doctor :	Dr. Rahimi

CLINICAL DETAILS AND TEST RESULTS

Previous NTD :	None	
Previous Down's :	None	
Prev. Pre-eclampsia :	No	
Insulin dependent diabetes :	None	
Maternal age at EDD :	24 years	
Scan measurement (BPD) :	35 mm on 27/04/16	
Gestation at date of sample :	16 weeks 3 days (by BPD scan)	
Weight :	80 kg	
MS-AFP level :	20 iu/mL	0.80 MoM
uE3 level :	10 nmol/L	1.72 MoM
Total hCG (2T) level :	45269 miu/mL	1.93 MoM
Inhibin-A level :	180 pg/mL	1.42 MoM

INTERPRETATION

Screening result :	**Screen negative**
Risk of Down's :	1 in 8,500 (at term)
Risk of trisomy 18 :	Less than 1 in 20,000 (at term)
Risk of NTD :	1 in 16,000
Risk of Pre-eclampsia :	1 in 30

Comment : Since a BPD was recorded, anencephaly has been excluded and the risk of NTD given is for spina bifida alone

Comment : Down's risk due to maternal age alone is 1 in 1,400

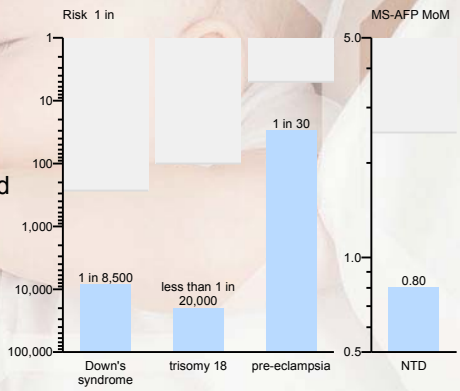

A screen negative result does not exclude the possibility of Down's syndrome, trisomy 18, a neural tube defect or pre-eclampsia because screening does not detect all affected pregnancies

This is an Alpha report

NANO MEHR. CO

No 102, Second Floors, Shokrollah Alley, North Kargar

Tel : 021 - 88339891-2

Diana Clinical Laboratory

DOWN'S SYNDROME, NEURAL TUBE DEFECT, PRE-ECLAMPSIA AND TRISOMY 18 SCREENING

Report dated 27 Apr 16

Surname :	**QUAD**
Forename(s) :	**Test**
ID code :	11-99
Date of birth :	10/10/92
LMP :	Not reported
EDD :	27/09/16
Date of sample :	27/04/16
Doctor :	Dr.Rahimi

CLINICAL DETAILS AND TEST RESULTS

Previous NTD :	None	
Previous Down's :	None	
Prev. Pre-eclampsia :	No	
Insulin dependent diabetes :	None	
Maternal age at EDD :	23 years	
Scan measurement (BPD) :	39.6 mm on 25/04/16	
Gestation at date of sample :	18 weeks 1 days (by BPD scan)	
Weight :	65 kg	
MS-AFP level :	50 iu/mL	1.44 MoM
uE3 level :	1 nmol/L	0.12 MoM
Total hCG (2T) level :	22000 miu/mL	1.08 MoM
Inhibin-A level :	400 pg/mL	2.66 MoM

INTERPRETATION

Screening result :	***** SCREEN POSITIVE *****
Reason :	**Increased risk of Down's syndrome and pre-eclampsia**
Risk of Down's :	1 in 70 (at term)
Risk of trisomy 18 :	1 in 1,800 (at term)
Risk of NTD :	1 in 4,900
Risk of Pre-eclampsia :	Greater than 1 in 5

Comment : *** Increased risk of Smith-Lemli-Opitz syndrome *** (1 in 11)

Comment : Since a BPD was recorded, anencephaly has been excluded and the risk of NTD given is for spina bifida alone

Comment : Down's risk due to maternal age alone is 1 in 1,400

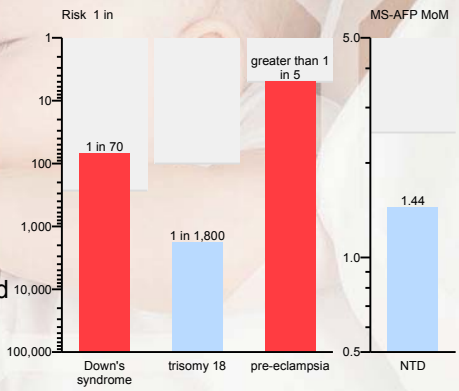

A screen positive result indicates an increased risk of having a pregnancy with Down's syndrome, trisomy 18, a neural tube defect or pre-eclampsia. Most women with screen positive results will not have an affected pregnancy

This is an Alpha report

NANO MEHR. CO

No 102, Second Floors, Shokrollah Alley, North Kargar

Tel : 021 - 88339891-2

Diana Clinical Laboratory

DOWN'S SYNDROME, TRISOMY 18 AND TRISOMY 13 SCREENING

Report dated 27 Apr 16

Surname :	**DOUBLE**
Forename(s) :	**Test**
ID code :	1-89
Date of birth :	23/12/96
LMP :	Not reported
EDD :	01/11/16
Date of sample :	27/04/16
Doctor :	Dr. Rahimi

CLINICAL DETAILS AND TEST RESULTS

Previous NTD :	None	
Previous Down's :	None	
Prev. Pre-eclampsia :	No	
Insulin dependent diabetes :	None	
Maternal age at EDD :	19 years	
Scan measurement (CRL) :	69 mm on 27/04/16	
Gestation at date of sample :	13 weeks 1 days (by CRL scan)	
Weight :	58 kg	
Nuchal measurement :	3.2 mm	2.22 MoM
PAPP-A level :	1236 miu/L	0.28 MoM
Freeß-hCG (1T) level :	3 ng/mL	0.07 MoM
Fetal nasal bone :	Absent	

INTERPRETATION

Screening result :	***** SCREEN POSITIVE *****
Reason :	**Increased risk of Down's syndrome, trisomy 18 and trisomy 13**
Risk of Down's :	1 in 35 (at term)
Risk of trisomy 18 :	1 in 19 (at term)
Risk of trisomy 13 :	1 in 11 (at term)

Comment : Down's risk due to maternal age alone is 1 in 1,500
Comment : This test does not screen for neural tube defects

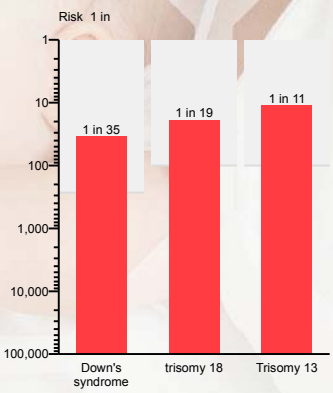

A screen positive result indicates an increased risk of having a pregnancy with Down's syndrome, trisomy 18 or trisomy 13. Most women with screen positive results will not have an affected pregnancy

This is an Alpha report